

flipgive

Cashback that gives back

Raise Funds without Fundraisers

WES is excited to share a new fundraising opportunity that lets you help raise funds for field trips and other programs to enhance student learning and enrichment quickly and easily with FlipGive!

What is FlipGive?


FlipGive is a free and easy-to-use cashback app designed to help schools earn money when you shop for the things you're already buying from your favourite brands.

There are over 800 brands recognized through the app including groceries, fuel, personal items, vacation planners, gifts and many more.

What is the product?

FlipGive is **free** and **easy**. Turn everyday purchases - groceries, gift cards, restaurants, and more into team cash.

Earn up to **30%** cashback at **900+** brands!



Here's how it works:

1

Download the app

Download the FlipGive app onto your device and find the Wainwright Elementary School team with the Team Code: **MNXFK6**

Or use this link:

<https://shop.flipgive.com/onboarding/join?joincode=MNXFK6>

2

Purchase e-gift cards

Purchase e-gift cards via the app to spend, even immediately!

3

Shop using the FlipGive app

Using the FlipGive app, access your favorite online brands, and shop their websites, while earning funds for the school.

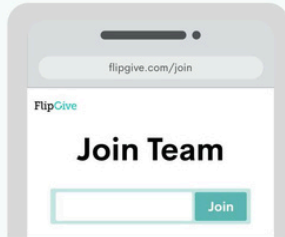
4

Double down!

Purchase a gift card via the app, then use the app to shop online and pay with the purchased gift card. WES gets double the cash back!

All funds raised will be used to support enriching activities and educational opportunities that enhance student learning, promote student well-being, and foster a positive learning environment at WES.

FlipGive FAQs




Join

On the app or at flipgive.com/join enter this code: MNXFK6 .



Shop

Buy a gift card or shop online.



Earn

Receive up to 17% cash back on every purchase.

How much time will it take?

It will take you a few minutes to join your team and get familiar with FlipGive, but it's a cinch from there! Just remember to visit FlipGive first anytime you shop.

How much can I earn?

The average family of four earns \$1,000 in one calendar year of shopping.

When do I get my earnings?

Typically, you'll see your earnings posted to your account within 48 hours. This varies by retailer, so be sure to look under the 'Shop Now' button when you click a retailer's link.

What's the catch?

There is no catch! Retailers pay FlipGive a commission whenever you shop with them via our app or website, then we share that commission with you.

What brands can I shop with? Do I have to shop with different brands?

FlipGive has over 700 brands, including all your favorites like Walmart, Esso™ and Mobil™ e-Gift Card, and Amazon Devices

Is there a cost to use FlipGive?

Nope – it's absolutely free!

Do I have to pay more when I shop via FlipGive?

Nope! In fact, you often pay less as we share deals and exclusive promotions with you.

Can I still use coupons and promo codes?

You sure can! Be sure to use only what's shown in the yellow 'Deals' banner when you click a retailer's link. If you don't see a deal listed, it may void your cash back.

Do I have to sell anything?

Never! We're just as tired of bake sales and car washes as you are.

What if I forget to visit FlipGive before shopping?

For cash back to be eligible, all purchases must be linked to FlipGive. But don't fret – there are some easy ways to remember to shop via FlipGive:

- 1) Download the FlipGive app and put it on the homepage of your phone.
- 2) Download FlipGive Max for Chrome so you're reminded to activate your cash back when browsing a retailer's website.

Do I have to wait to receive a gift card in the mail?

You can choose physical or digital delivery and redeem online or in-store.

Are there complicated cards or points you have to keep track of?

Nope! Just visit FlipGive, find your favorite stores, shop as usual and see the dollars roll in.

How do I invite my friends and family to support my player?

Grandparents, aunts, uncles, colleagues, and more can join FlipGive as supporters and their earnings will go toward your player! Once you've joined the team, click on your team name in the top left corner on desktop or on the More tab on the app, then click 'Invite Supporters'.